

OCT 25 2023

Doc ID: 589796

New York State Department
of Environmental Conservation
Division of Materials Management
Pesticide Product Registration

PYRIPROXYFEN GROUP 7C INSECTICIDE

 **Nixlo**TM
IGR Concentrate

Contains pyriproxyfen, the active ingredient used in NyGuard® IGR Concentrate.

Insect Growth Regulator breaks the cycle of insect reproduction to control Fleas, Stored Product Pests, Cockroaches, Mosquitoes, Flies, Lone Star Ticks and other listed insect pests.

**Effective long-term control against fleas for 7 months
and cockroaches for 6 months**

- Labeled for use in food areas of food handling establishments
- Works to break the life cycle of listed insects
- Effective indoors and outdoors
- Reduces egg production in house flies and prevents development of larvae (maggots) into adults

ACTIVE INGREDIENT:	(% by weight)
2-[1-Methyl-2-(4-phenoxyphenoxy) ethoxy] pyridine [Pyriproxyfen]	10.0%
OTHER INGREDIENTS:	90.0%
TOTAL	100.0%

**KEEP OUT OF REACH OF CHILDREN
CAUTION**

Si usted no entiende la etiqueta, busque a alguien para que se la explique a usted en detalle.

(If you do not understand the label, find someone to explain it to you in detail.)

See inside label booklet for First Aid, Precautionary Statements, and Directions for Use.

NixloTM IGR Concentrate is not manufactured, or distributed by MGK Company, seller of NyGuard® IGR Concentrate.

EPA Reg. No.: 91234-336

EPA Est. No.: 88746-GA-1(Z); 87431-MD-001(WM); 67545-AZ-001(G)

First letter(s) in lot number correspond to letter(s) following the EPA Est. No.

20230309ap1

 **Atticus**

Manufactured for:
Atticus, LLC
940 NW Cary Parkway, Suite 200
Cary, NC 27513

Job 222259

FIRST AID

If in eyes:	<ul style="list-style-type: none">▪ Hold eye open and rinse slowly and gently with water for 15-20 minutes.▪ Remove contact lenses, if present, after the first 5 minutes, then continue rinsing eye.▪ Call a poison control center or doctor for treatment advice.
If on skin or clothing:	<ul style="list-style-type: none">▪ Take off contaminated clothing.▪ Rinse skin immediately with plenty of water for 15-20 minutes.▪ Call a poison control center or doctor for treatment advice.

NOTE TO PHYSICIAN

Vomiting may cause aspiration pneumonia.

HOT LINE NUMBER

Have the product container or label with you when calling a poison control center or doctor, or going for treatment. You may also contact SafetyCall at 1-844-685-9173 for emergency medical treatment information.

For Chemical Emergency:

Spill, Leak, Fire, Exposure, or Accident,

Call CHEMTREC Day or Night

Within USA and Canada: 1-800-424-9300 or +1 703-527-3887

(collect calls accepted)

PRECAUTIONARY STATEMENTS

HAZARDS TO HUMANS AND DOMESTIC ANIMALS

CAUTION

Causes moderate eye irritation. Avoid contact with skin, eyes or clothing. Wear protective eyewear such as goggles, face shield, or safety glasses. Wash hands thoroughly with soap and water after handling and before eating, drinking, chewing gum, using tobacco or using the toilet. Wear long-sleeved shirt and long pants, socks, shoes, and waterproof chemical-resistant (Barrier Laminated or Viton \geq 14 mils) gloves. Do not

induce vomiting because of aspiration pneumonia hazard. Obtain medical attention if irritation persists. Avoid contamination of food or feedstuffs.

Cover or remove all food and food processing surfaces. Thoroughly wash all food processing surfaces before reuse. After spraying in bakeries, meat packing plants, food processing plants, etc., all benches, shelving, equipment, etc. Where exposed food will be handled must be washed with an effective compound followed by a potable water rinse to remove all traces of contamination. Food processing operations do not have to be stopped while applying a wet spray with care and in accordance with the directions and cautions above in those establishments which do NOT operate under Federal meat, poultry, shell egg grading and egg products inspection program.

Follow the manufacturer's instructions for cleaning/maintaining PPE. If no such instructions for washables exist, use detergent and hot water. Keep and wash PPE separately from other laundry.

User Safety Recommendations

Users Should:

- Remove clothing/PPE immediately if pesticide gets inside. Then wash thoroughly and put on clean clothing. If pesticide gets on skin, wash immediately with soap and water.
- Remove PPE immediately after handling this product. Wash the outside of gloves before removing. As soon as possible, wash thoroughly and change into clean clothing.

ENVIRONMENTAL HAZARDS

This product is toxic to fish and aquatic invertebrates. Do not apply directly to water or to areas where surface water is present or to intertidal areas below the mean high water mark. Do not contaminate water by cleaning of equipment or disposal of equipment washwaters.

PHYSICAL OR CHEMICAL HAZARDS

DO NOT use this product in or on electrical equipment due to the possibility of shock hazard. Do not mix or allow coming in contact with oxidizing agent. Hazardous Chemical reaction may occur.

DIRECTIONS FOR USE

It is a violation of Federal law to use this product in a manner inconsistent with its labeling.

USE RESTRICTIONS:

- DO NOT use this product in drinking water systems.
- DO NOT use this product in or on electrical equipment due to shock hazard.

READ AND FOLLOW ALL LABEL DIRECTIONS WHEN APPLYING THIS PRODUCT BEFORE USE.

For any requirements specific to your State or Tribe, consult the agency responsible for pesticide regulation.

Nixlo IGR Concentrate is a non-repellent Juvenile Hormone (JH) Mimic. It disrupts the normal development of the immature life stages of listed insects, with either complete or incomplete metamorphosis, preventing successful development of the adult stage. Depending upon the insect species and life stage at the time of exposure, the observed results can include: decreased egg viability, sterile adult insects incapable of reproduction, suspension of insect in immature life stages, reduced fitness of insect, behavioral changes, reduced egg production, morphological defects – deformed insects and death. When used in an Integrated Pest Management (IPM) program, **Nixlo IGR Concentrate** breaks the reproductive cycle of listed insects, and aids in the prevention of insect resistance.

RESISTANCE MANAGEMENT

For resistance management, **Nixlo IGR Concentrate** contains a Group 7C insecticide. Any insect population may contain individuals naturally resistant to **Nixlo IGR Concentrate** and other Group 7C insecticides. The resistant individuals may dominate the insect population if this group of insecticides are used repeatedly at the same use sites. Appropriate resistance management strategies should be followed.

To delay insecticide resistance, take the following steps:

- Rotate the use of **Nixlo IGR Concentrate** or other Group 7C insecticides within a growing season, or among growing seasons, with different groups that control the same pests.

- Use tank mixtures with insecticides from a different group that are equally effective on the target pest when such use is permitted. Do not rely on the same mixture repeatedly for the same pest population. Consider any known cross-resistance issues between the individual components of a mixture. In addition, consider the following recommendations provided by the Insecticide Resistance Action Committee (IRAC):
 - Individual insecticides selected for use in mixtures should be highly effective and be applied at the rates at which they are individually registered for use against the target species.
 - Mixtures with components having the same IRAC mode of action classification are not recommended for insect resistance management.
 - When using mixtures, consider any known cross-resistance issues between the individual components for the targeted pest(s).
 - Mixtures become less effective if resistance is already developing to one or both active ingredients, but they may still provide pest management benefits.
 - The insect resistance management benefits of an insecticide mixture are greatest if the two components have similar periods of residual insecticidal activity. Mixtures of insecticides with unequal periods of residual insecticide activity may offer an insect resistance management benefit only for the period where both insecticides are active.
- Adopt an integrated pest management program for insecticide/acaricides use that includes scouting, uses historical information related to pesticide use, crop rotation, record keeping, and which considers cultural, biological and other chemical control practices.
- Monitor after application for unexpected target pest survival. If the level of survival suggests the presence of resistance, consult with your local university specialist or certified pest control advisor.
- Contact your local extension specialist or certified crop advisors for any additional pesticide resistance management and/or IPM recommendations for the specific site and pest problems in your area.
- For further information or to report suspected resistance, you may contact your local Atticus, LLC representative or by calling 984-465-4800.

SPRAY DRIFT

Boom-less Ground Applications:

- Do not apply when wind speeds exceed 15 miles per hour at the application site.
- Do not apply during temperature inversions.

SPRAY DRIFT ADVISORIES

THE APPLICATOR IS RESPONSIBLE FOR AVOIDING OFF-SITE SPRAY DRIFT. BE AWARE OF NEARBY NON-TARGET SITES AND ENVIRONMENTAL CONDITIONS.

IMPORTANCE OF DROPLET SIZE

An effective way to reduce spray drift is to apply large droplets. Use the largest droplets that provide target pest control. While applying larger droplets will reduce spray drift, the potential for drift will be greater if applications are made improperly or under unfavorable environmental conditions.

Spray Nozzle- Use a spray nozzle that is designed for the intended application. consider using nozzles designed to reduce drift.

SHIELDED SPRAYERS

Shielding the individual nozzles can reduce spray drift. Consider using shielded sprayers. Verify that the shields are not interfering with the uniform deposition of the spray on the target area.

TEMPERATURE AND HUMIDITY

When making applications in hot and dry conditions, use larger droplets to reduce effects of evaporation.

TEMPERATURE INVERSIONS

Drift potential is high during a temperature inversion. Temperature inversions are characterized by increasing temperature with altitude and are common on nights with limited cloud cover and light to no wind. The presence of an inversion can be indicated by ground fog or by the movement of smoke from a ground source or an aircraft smoke generator. Smoke that layers and moves laterally in a concentrated cloud (under low wind conditions) indicates an inversion, while smoke that moves upward and rapidly dissipates indicates good vertical air mixing. Avoid applications during temperature inversions.

WIND

Drift potential generally increases with wind speed. **AVOID APPLICATIONS DURING GUSTY WIND CONDITIONS.** Applicators need to be familiar with local wind patterns and terrain that could affect spray drift.

Boom-less Ground Applications:

- Setting nozzles at the lowest effective height will help to reduce the potential for spray drift.

Handheld Technology Applications:

- Take precautions to minimize spray drift.

STAINING

Nixlo IGR Concentrate is generally non-staining. If staining is a concern, test final spray solution in an inconspicuous area prior to use, as some fibers or surfaces (such as vinyl siding) may be adversely affected by an application of this, or any liquid product.

Prior to using in commercial or residential food areas, please refer to the **Food Handling Establishment Applications** section of the label. The preparations prior to treatment and the cleanup after application described are also to be followed for residential use.

In hospitals, nursing homes or in any rooms occupied by the elderly or infirm, remove patients before treating rooms. If application is done as a surface spray, or crack and crevice application, patients may re-enter once the spray has dried. If application is a ULV fog or space spray, patients may return to the room after it has been thoroughly ventilated.

In institutions (including libraries, sports facilities, etc.) applications may be made while the facility is in use, provided treatment is not made in the immediate area where people are present.

USE SITES

Nixlo IGR Concentrate is effective when used in both indoor and outdoor areas such as:

Agricultural Buildings,	Buses,	Day Care Centers,
Aircraft (cargo areas only),	Cabinets,	Decks,
Animal Housing Facilities,	Cabins,	Delicatessens,
Animal Quarters,	Cafeterias,	Dens,
Animal Research facilities,	Calf Hutches,	Detention Centers,
Apartment Buildings,	Campers,	Dining Halls,
Apartments,	Campsites,	Dog Houses,
Appliances,	Candy Plants,	Dog Kennels,
Assisted Living Facilities,	Cargo Holds,	Dog Runs,
Atriums,	Carpets,	Dormitories,
Attics,	Casinos,	Drains,
Automobiles,	Cemeteries,	Draperies,
Backyards,	Cereal Processing Facilities,	Dressers,
Bakeries,	Chests,	Drive-Ins,
Barns,	Child Care Centers,	Drugstores,
Basements,	Closed Porches,	Egg Production Facilities,
Bathrooms,	Closets,	Equipment,
Bed Frames,	Clothes Storage,	Equipment Voids,
Bedrooms,	Coffee Houses,	Fabric Storage Areas,
Boats,	Colleges,	Factories,
Boiler Rooms,	Commercial Buildings,	Farm Buildings,
Bookshelves,	Compost,	Farms,
Bottling Facilities,	Composting Sites,	Farmyards,
Box Springs,	Condominiums,	Feedlots,
Boxcars,	Convenience Stores,	Floors,
Breweries,	Crawl Spaces,	Flour Mills,
Building Exteriors,	Crematoriums,	Food Handling Areas,
Building Foundations,	Cupboards,	Food Packing Plants,
Building Perimeters,	Dairies,	Food Processing Plants,

(Continued)

Food Storage Areas,
Food Warehouses,
Foundations,
Funeral Parlors,
Furniture,
Garages,
Garbage Areas,
Garbage Cans,
Gas Stations,
Gazebos,
Grain Storage Facilities,
Grass, Grocery Stores,
Headboards,
Health Clubs,
Homes,
Hospices,
Hospitals,
Hotels,
Indoor Eating Establishments,
Industrial Buildings,
Industrial Plants,
Institutional Buildings,
Institutional Dining Areas,
Institutions,
Jails,
Kennels,
Kitchens,
Laboratories,
Lanais,
Landscape Plants,
Landscaping,
Lawns,

Libraries,
Livestock Housing,
Livestock Production Facilities,
Living Rooms,
Locker Rooms,
Manufacturing Plants,
Marine Vessels,
Mass Merchandising Stores,
Mattresses,
Mausoleums,
Meat & Produce Canneries,
Meat Processing Plants,
Mess Halls,
Mobile Canteens,
Mobile Homes,
Morgues,
Mortuaries,
Motels,
Mulch,
Nursing Homes,
Office Buildings,
Offices,
Other Public Buildings,
Outdoor Eating Establishments,
Pantries,
Parks,
Patios,
Pet Areas,
Pet Bedding,
Pet Carriers,
Pet Grooming Parlors,
Pet Quarters,

Pet Sleeping Areas,
Pet Stores,
Playhouses,
Playrooms,
Porches,
Poultry Houses,
Prisons,
Public Buildings,
Railroad Cars,
Recreation Vehicles,
Recreational Areas Indoors,
Recreational Areas Outdoors,
Residential Homes,
Restaurants,
Rooms,
Rugs,
Schools,
Septic Tanks,
Ship Cargo Holds,
Ships,
Shutters,
Side Yards,
Soil,
Solariums,
Spas,
Sports Stadiums,
Stockyards,
Storage Areas,
Stored Food Areas,
Stored Food Warehouses,
Stores,
Sun Porches,

(Continued)

Sunrooms,	Trains,	Vending Machines,
Supermarkets,	Transportation Vehicles,	Verandas,
Swine Production Facilities,	Tree Houses,	Veterinaries,
Taverns,	Trucks,	Warehouses,
Theaters,	Universities,	Washrooms,
Tobacco Plants and Warehouses,	Upholstered Furniture,	Yards,
Town Houses,	Utility Room Indoor,	Zoos
Trailers,	Utility Room Outdoor,	

Pests in the Acari subclass, Anoplura superfamily, Blattodea, Coleoptera, Dermaptera, Diptera, Heteroptera suborder, Hymenoptera, Lepidoptera, Orthoptera, Psocoptera, Siphonaptera, as well as certain other orders are susceptible in varying degrees to **Nixlo IGR Concentrate's** active ingredient. Specific pests that **Nixlo IGR Concentrate** has shown to significantly disrupt the life cycle are:

Almond Moths,	Cockroaches,	Ground Beetles,
American Cockroaches,	Confused Flour Beetles,	Hide Beetles,
Angoumois Grain Moths,	Copra Beetles,	Horn Flies,
Ants,	Crickets,	Horntails,
Asian Cockroaches,	Darkling Beetles,	House Flies,
Asian Lady Beetles,	Dermestid Beetles,	Indian Meal Moths,
Australian Cockroaches,	Drain Flies,	Khapra Beetles,
Beetles,	Drugstore Beetles,	Lesser Grain Borers,
Black Carpet Beetles,	Elm Leaf Beetles,	Litter Beetles,
Booklice,	Face Flies,	Lone Star Ticks,
Bottle Flies,	Field Cockroaches,	Madeira Cockroaches,
Boxelder Bugs,	Filter Flies,	Mealworms,
Brown Cockroaches,	Fleas,	Merchant Grain beetles,
Brownbanded Cockroaches,	Flies,	Midges,
Cat Fleas,	Florida Stink roaches,	Mosquitoes,
Cheese Skippers,	Fruit Flies,	Moths,
Cigarette Beetles,	Fungus Gnats,	Pennsylvania Wood Cockroaches,
Cinereous Cockroaches,	German Cockroaches,	Phorid Flies,
Clothes Moths,	Granary Weevils,	Psocids,

(Continued)

Red Flour Beetles,
Rice Moths,
Rice Weevils,
Sawtoothed Grain Beetles,
Sewage Flies,

Silverfish,
Small Dung Flies,
Smoky Brown Cockroaches,
Stable Flies,
Surinam Cockroaches,

Tobacco Moths,
Turkestan Cockroaches,
Vinegar Flies,
Warehouse Beetles

MIXING INSTRUCTIONS

Mix concentrate with water and apply with equipment capable of delivering coarse wetting surface spray, fogging (space spray/mist), spot, crack and crevice spray applications, professional foam applicator or with a paintbrush, roller or similar device. Partially fill the sprayer with water, add required amount of concentrate in sprayer, agitate and fill to final volume. Agitate before each spray.

Tank Mixing

Nixlo IGR Concentrate may be tank mixed with other registered pest control products, unless either product label prohibits tank mixing. It is the pesticide user's responsibility to ensure that all products are registered for the intended use. Read and follow the applicable restrictions and limitations and directions for use on all product labels involved in tank mixing. Users must follow the most restrictive directions for use and precautionary statements of each product in the tank mixture. Make applications in accordance with those label instructions that are consistent for each product. To prepare the tank mix, add the tank mix partner first and make sure it is well mixed and in suspension, then add the correct amount of **Nixlo IGR Concentrate** according to the label instructions below.

Tank Mix Restrictions:

- Do not tank mix with Vapona or Malathion. These products are antagonistic to **Nixlo IGR Concentrate's** active ingredient.

APPLICATION INSTRUCTIONS

Use **Nixlo IGR Concentrate** both indoors and outdoors as a general surface spray, ULV/fog or space spray application, spot treatment or crack and crevice application. Application may be made using power sprayers, hand pump sprayers, void injectors, in carpet shampoo, using a paintbrush, roller, professional foam applicator, or similar device.

SURFACE APPLICATIONS

Apply diluted spray as a spot treatment, broadcast surface application and crack and crevice spray. Thoroughly treat areas where insects travel, breed, rest, hide or harbor. Special attention should be paid to applying spray solution to harborage and hiding places where conditions support insect population growth and reproduction.

ULV AND FOGGING APPLICATION INSTRUCTIONS, INCLUDING SPACE SPRAY AND VOID INJECTION

Nixlo IGR Concentrate may be applied as a fog or an ultra-low volume (ULV) application with equipment such as foggers, ULV equipment, mechanical misting sprayers or aerosol generators. To prepare the fogging solution, follow the equipment manufacturer's solution preparation instructions. For fogging applications, **Nixlo IGR Concentrate** may be diluted with water or an approved petroleum distillate. Apply at a rate of 1 ml of **Nixlo IGR Concentrate** per 1,000 cu. ft. of space to be treated. Remove all persons from the area to be treated. Close area to be treated. Shut off ventilation systems. Apply the product in the air and direct fog or mist toward all areas that may harbor target pests. After treatment, leave the room closed for 30 minutes or longer, as instructed by the labels of other products that may be tank mixed with **Nixlo IGR Concentrate**. Exit the treated area after fogging application is completed. Thoroughly ventilate area before re-entry.

To treat voids in equipment and structures with ULV and fog injection systems (void injectors): Apply to harborage sites in wall voids and other inaccessible spaces in equipment and structures using injection equipment designed for deep void ULV (Ultra Low Volume) applications. Follow the injection equipment manufacturer's recommendations for the proper set up and air pressures. Place the applicator tip at or into the void space or crack and crevice to be treated. Apply in short bursts while keeping the tip in position. Allow the air stream to push the material deep into the space. For applications along baseboards, trim, molding, etc. move applicator tip along the crevice to be treated, applying a constant burst of material. Move the tip at a steady rate of one foot per second. Avoid applying to the point of runoff or drip. Ventilate area thoroughly before re-entry.

FOOD HANDLING ESTABLISHMENT APPLICATIONS

Apply **Nixlo IGR Concentrate** as a general surface spray, space spray, spot and/or crack and crevice treatment in both food and non-food areas of food handling establishments where food and food products are held, processed, prepared and served. It also includes areas where food items are: received, prepared, packaged, and stored, as well as enclosed food processing systems (mills, dairies, etc.). Prior to application, remove or cover all food items in area to be treated.

Restriction: Do not apply directly to food or food-handling surfaces.

In the home, cover all food-processing surfaces and utensils during treatment or thoroughly wash before use. Thoroughly wash food contact surfaces with an effective cleaning compound and rinse with potable water after use of the product.

SPOT OR CRACK AND CREVICE APPLICATION

Since active ingredient is stable and not volatile, spot, and/or crack and crevice treatment may be used while the facility is in operation, provided exposed food is covered or removed from the area being treated prior to application.

SPACE SPRAY AND GENERAL SURFACE APPLICATION

Use space and general surface applications only when the facility is not in operation provided exposed food is covered or removed from the area being treated prior to application.

PANTRY/CABINETS, SMALL FOOD STORAGE AREAS

Apply as a surface spray, fog, crack and crevice spray, or spot treatment to pantry and cupboard shelves or other areas where food is stored. Prior to spraying, remove all food containers and foodstuffs. Replace food containers or foodstuffs after spray has dried.

STORED FOOD WAREHOUSES

Apply **Nixlo IGR Concentrate** as a general surface spray, fog, spot, or crack and crevice treatment in warehouses where packaged food items are stored in such a way that direct contact with the foodstuff is not anticipated.

Integrated Pest Management in Schools

The health of school residents and long-term suppression of pests must be the primary objectives that guide pest control in school settings. To accomplish these objectives, an IPM program must always look for alternatives first and use pesticides only as a last resort. There are many chemical products to choose from that pose less risk to humans and the larger environment and are, at the same time, effective against target pests.

Consult the EPA Document: IPM for Schools: A How-to Manual to learn more. This and other resource materials are available at <https://www.epa.gov/ipm>.

Nixlo IGR Concentrate may be used in schools and day care facilities. Unless it is an emergency situation, perform applications when only maintenance staff are present, and the building is otherwise unoccupied. Apply to classrooms which are not in use. Vacate rooms prior to treatment. If application is a surface spray, spot or crack and crevice application, re-entry is permitted once the spray has dried. If application is a ULV fog or space spray, re-entry is permitted after the treated area has been thoroughly ventilated.

Always consult federal, state and local governing bodies to understand any and all requirements prior to application.

Rate Chart

Amount of Nixlo IGR Concentrate per gallon of water to treat 1,500 sq. ft.	Amount of Nixlo IGR Concentrate per unit area	
	1,000 sq. ft.	1,500 sq. ft.
4 ml per gallon (0.01%)	3.0 ml	4.0 ml
8 ml per gallon (0.02%)	5.5 ml	8.0 ml
12 ml per gallon (0.03%)	8.0 ml	12.0 ml

(Continued)

Alternate mixing instructions for outdoor power spraying	
18 ml per 50 gallons of water	0.001%
38 ml per 50 gallons of water	0.002%
56 ml per 50 gallons of water	0.003%

FOR INDOOR AND OUTDOOR CONTROL OF LISTED FLYING INSECTS SUCH AS MOTHS, MOSQUITOES, FLIES AND SMALL NUISANCE FLIES

Nixlo IGR Concentrate decreases the number of eggs laid by treated adults and reduces hatch rates. Larvae show physiological and functional defects leading to the inability to develop into normal adults. When used alone, treatment will result in a reduction in adult fly populations after 3 to 4 weeks, when previously hatched adult flies have died naturally. Apply spray dilution to known and suspected breeding sites (such as moist areas with decaying organic matter), as well as areas where these insects are known to travel, rest, hide or harbor. Make application following cleaning and sanitation practices. Tank mix **Nixlo IGR Concentrate** with an adulticide to get immediate control of adult stages while inhibiting successful development of immature stages. Monitor insect population and repeat applications at 2 to 4 week intervals, if necessary, depending upon the severity of infestation. If application is being made in food areas, read and follow the **"FOOD HANDLING ESTABLISHMENT APPLICATIONS"** instructions in this label.

Surface Application (including Broadcast, Spot and Crack and Crevice):

Apply **Nixlo IGR Concentrate** in a surface application at the rate of 4 ml in one gallon of water (or sufficient volume of water to get adequate coverage) to treat 1,500 sq. ft. Use up to 12 ml per 1,500 sq. ft. for insect populations that are difficult to control or in conditions that make it difficult to get control of target pests. Apply solution as a coarse, wetting spray to breeding and harborage sites. For drains, apply dilution into and around the drain and catch basin area. When possible, treat vertical surfaces surrounding breeding sites, where small flies tend to alight.

Space Spray, Void Injection, ULV and Fog Application:

Read and follow the "ULV AND FOGGING APPLICATION INSTRUCTIONS, INCLUDING SPACE SPRAY AND VOID INJECTION" in the Application Instructions section of this label. To achieve uniform coverage, apply **Nixlo IGR Concentrate** as a ULV or fogging treatment, alone or tank mixed with an adulticide. Apply at the rate of 1 ml of concentrate per 1,000 cu. ft. of space to be treated. Direct application to areas where insects are known to travel, rest, hide or harbor.

Foam Application:

For the control of Drain/Fruit Flies, combine **Nixlo IGR Concentrate** at the rate of 4 to 8 ml concentrate with one gallon of diluent. To convert this diluent to a foam, add foaming agent at the manufacturer's recommended rate. Using a professional foam applicator, apply finished foam to areas of fly breeding such as drains, traps of sinks, bathtubs and in floor drains. For best results, foam should be applied thoroughly, ensuring all void areas and fly breeding material is treated. Follow the requirements of the foam equipment manufacturer.

Outdoor Application:

Apply as a surface application (including Broadcast, Spot and Crack and Crevice) at the rate of 4 ml in one gallon of water (or sufficient volume of water to get adequate coverage) to treat 1,000 sq. ft. Use up to 12 ml per 1,000 sq. ft. for insect populations that are difficult to control or in conditions that make it difficult to get control of target pests. Alternate mixing directions for power spraying: use 18 to 56 ml of concentrate per 50 gallons of water.

Apply to surfaces where insects breed, travel, rest, hide or harbor. Treat known and suspected breeding sites on, under and around exterior surfaces of buildings, walls, window frames, around garbage cans, eaves, cracks and crevices, porches, decks, gazebos, patios, carports, garages, stagnant water, moist/shaded areas, fence lines, and other areas where target insects are active or may be hiding. Since **Nixlo IGR Concentrate** is photo-stable, outdoor applications on soil surfaces will provide residual IGR activity, depending upon soil type and weather conditions.

FOR INDOOR AND OUTDOOR CONTROL OF LISTED CRAWLING INSECTS SUCH AS FLEAS, LONE STAR TICKS, BEETLES AND OTHER LISTED INSECTS

Nixlo IGR Concentrate breaks the reproductive cycle by acting on the immature life stages of fleas, Lone Star ticks, beetles and other crawling insects, preventing the successful development of adult insects. Flea eggs and flea larvae that contact treated areas will not develop into adult fleas. **Nixlo IGR Concentrate** reduces egg production and hatch and inhibits the laying of eggs by engorged Lone Star tick nymphs. **Nixlo IGR Concentrate** is a valuable component of an integrated program to control fleas, beetles, lone star ticks and other crawling insects. If application is being made in food areas, read and follow the "FOOD HANDLING ESTABLISHMENT APPLICATIONS" instructions in this label.

PREVENTIVE FLEA TREATMENT

Nixlo IGR Concentrate can be used as a preventive treatment prior to the flea season. Application of this product in areas where pets and other animals are known to frequent and where previous infestations have been known to occur will reduce the emergence of adult fleas and also control immature stages of fleas. Indoor treatments of **Nixlo IGR Concentrate** provide up to 7 months of residual flea control, so this early usage could reduce the need for conventional insecticides when used alone as directed. Apply as a surface application at the rate of 4 to 8 ml in one gallon of water (or sufficient volume of water to get adequate coverage) to treat 1,500 sq. ft.

TREATING ESTABLISHED INFESTATIONS

Surface Application (including Broadcast, Spot and Crack and Crevice):

Apply as a surface application at the rate of 4 ml in one gallon of water (or sufficient volume of water to get adequate coverage) to treat 1,500 sq. ft. Use up to 12 ml per 1,500 sq. ft. for insect populations that are difficult to control or in conditions that make it difficult to get control of target pests. Treat all areas that may harbor target insects, such as carpets, furniture, pet sleeping areas and throw rugs. Treat under cushions of upholstered furniture. Use with an adulticide to get immediate control of adult insects. Keep children or pets away from contact with treated surfaces until spray has thoroughly dried.

In Conjunction with Carpet Shampoo:

Nixlo IGR Concentrate may be combined with a liquid, non-heat extracting, carpet shampoo application. Mix 4 ml of **Nixlo IGR Concentrate** per gallon (3.8 L) of diluted shampoo to be applied to carpet. Mix well and shampoo carpet as per instructions on the shampoo product label. Allow carpet to completely dry and vacuum thoroughly.

In Kennels and Doghouses:

Apply as a surface application (including Broadcast, Spot and Crack and Crevice) at the rate of 4 ml in one gallon of water (or sufficient volume of water to get adequate coverage) to treat 1,500 sq. ft. Use up to 12 ml per 1,500 sq. ft. for insect populations that are difficult to control or in conditions that make it difficult to get control of target pests. Remove animals before spraying. Apply in and around buildings, resting areas, walls, floor, animal bedding and run areas. Return animals to treated areas when spray has thoroughly dried.

Space Spray, Void Injection, ULV and Fog Application:

Read and follow the "ULV AND FOGGING APPLICATION INSTRUCTIONS, INCLUDING SPACE SPRAY AND VOID INJECTION" in the Application Instructions section of this label. To achieve uniform coverage, apply **Nixlo IGR Concentrate** as a ULV or fogging treatment, alone or tank mixed with an adulticide. Apply at the rate of 1 ml of concentrate per 1,000 cu. ft. of space to be treated. Direct application to areas where target insects are known to travel, rest, hide or harbor.

Outdoor Application:

Apply as a surface application (including Broadcast, Spot and Crack and Crevice) at the rate of 4 ml in one gallon of water (or sufficient volume of water to get adequate coverage) to treat 1,000 sq. ft. Use up to 12 ml per 1,000 sq. ft. for insect populations that are difficult to control or in conditions that make it difficult to get control of target pests. Alternate mixing directions for power spraying: use 18 to 56 ml of concentrate per 50 gallons of water. Remove animals before spraying. Apply to listed outdoor areas where target insects are suspected or known to breed, travel, rest, hide or harbor.

To help prevent insect infestation of buildings:

Treat building exteriors, foundations and soil or other substrate adjacent to buildings. Application on soil surfaces will provide 30 to 60 days of IGR activity, depending upon insect type, soil type and weather conditions.

FOR CONTROL OF LISTED COCKROACHES, CRICKETS

Nixlo IGR Concentrate acts on the immature life stages and prevents nymphal cockroaches and crickets from developing into reproductive adults. Shortly after application of this concentrate, cockroaches with twisted wings and other deformities will begin to appear, indicating that **Nixlo IGR Concentrate** has taken effect – those cockroaches are unable to reproduce. May be used in a program with cockroach baits. One treatment works for 6 months against cockroach nymphs and crickets. If application is being made in food areas, read and follow the “**FOOD HANDLING ESTABLISHMENT APPLICATIONS**” instructions in this label.

Surface Application (including Broadcast, Spot and Crack and Crevice):

Apply as a surface application at the rate of 12 ml in one gallon of water to treat 1,500 sq. ft. Apply diluted spray as a spot treatment, surface application and crack and crevice spray. Treat all areas where target insects are known or suspected to travel, rest, hide or harbor. Tank mix with an adulticide to provide immediate control of adult stages. Contact as many insects as possible with this spray. Special attention should be paid to hiding places such as beneath sinks, behind and beneath stoves and refrigerators, cracks and crevices, around garbage cans, cabinets, along the outside of baseboards, door and window sills, door and window frames and floors, around and on drains, pipes, plumbing, behind bookcases, storage and other utility installation areas, and the inside of cabinets and closets hitting insects with spray whenever possible. Repeat application in 6 months, or more frequently if necessary.

Space Spray, Void Injection, ULV and Fog Application:

Read and follow the “**ULV AND FOGGING APPLICATION INSTRUCTIONS, INCLUDING SPACE SPRAY AND VOID INJECTION**” in the Application Instructions section of this label. To achieve uniform coverage, apply **Nixlo IGR Concentrate** as a ULV or fogging treatment, alone or tank mixed with an adulticide. Apply at the rate of 1 ml of concentrate per 1,000 cu. ft. of space to be treated. Direct application to areas where insects are known to travel, rest, hide or harbor.

Outdoor Application:

Apply as a surface application (including Broadcast, Spot and Crack and Crevice) at the rate of 12 ml of concentrate in one gallon of water (or sufficient volume of water to get adequate coverage) to treat 1,500 sq. ft. For building perimeter applications, apply in a band 2-6 feet adjacent to and around the structure and apply to a height of 2 to 3 feet on the foundation where pests may be active or may find entrance. Apply spray on, around and beneath window frames, doors, garage doors, patios, decks, turf, landscaping, compost areas, garbage areas and other areas where target insects travel, feed, rest, hide or harbor. Alternate mixing directions for outdoor power spraying: use 56 ml of concentrate per 50 gallons of water.

FOR CONTROL OF ANTS**Surface Application Indoors:**

Nixlo IGR Concentrate may be used as part of an integrated approach to control ants. Apply broadcast, spot or crack and crevice treatments of **Nixlo IGR Concentrate** at the rate of 12 ml diluted in water per 1,500 sq. ft. to interior areas where ants are actively foraging and traveling. May be used in conjunction with baits and/or residual treatments. If application is being made in food areas, read and follow the "**FOOD HANDLING ESTABLISHMENT APPLICATIONS**" instructions in this label.

Outdoor Application:

Apply as an outdoor surface application (including Broadcast, Spot and Crack and Crevice) at the rate of 12 ml of concentrate in one gallon of water (or sufficient volume of water to get adequate coverage) to treat 1,500 sq. ft. Alternate mixing directions for outdoor power spraying: use 56 ml of concentrate per 50 gallons of water.

For building perimeter applications, apply in a band 2-6 feet adjacent to and around the structure and apply to a height of 2 to 3 feet on the foundation where ants may travel or find entrance. Apply directly to known or suspected ant forage, trails and forage sites. Treat ant mounds or nests directly, with a wetting spray. **Nixlo IGR Concentrate** may be used in a program with baits or in a tank mix combination with adulticide insecticide.

FOR CONTROL OF LISTED STORED PRODUCT PESTS

(Including Indian Meal Moths, Rice Moths, Tobacco Moths, Red Flour Beetles, Confused Flour Beetles, Lesser Grain Borers, Merchant Grain Beetles, Sawtoothed Grain Beetles, Warehouse Beetles, Cigarette Beetles, Dermestid Beetles). If application is being made in food areas, read and follow the "FOOD HANDLING ESTABLISHMENT APPLICATIONS" instructions in this label.

Surface Application (including Broadcast, Spot and Crack and Crevice):

Apply as a surface application at the rate of 8 ml in one gallon of water to treat 1,500 sq. ft. Use up to 12 ml per 1,500 sq. ft. for insect populations that are difficult to control or in conditions that make it difficult to get control of target pests. Apply diluted spray as a spot treatment, surface application and crack and crevice spray. Treat all areas where target insects are known or suspected to travel, rest, hide or harbor such as cracks and crevices in walls and floors, under and between pallets, areas at the base of machinery and equipment, under furniture, in mop and equipment closets, behind cabinets, behind and under refrigerators, sinks, stoves, drawers under shelves and racks, around pipes and openings in floors and walls, along baseboards, in wall voids, and other areas where insects seek harborage. Since **Nixlo IGR Concentrate** is stable and not volatile, spot, and/or crack and crevice treatment may be used while a food processing facility is in operation; cover or remove exposed food from the area being treated prior to application. Tank mix with an adulticide to provide immediate control of adult stages. Contact as many insects as possible. Repeat application in 6 months, or more frequently if necessary.

Space Spray, Void Injection, ULV and Fog Application:

Read and follow the "ULV AND FOGGING APPLICATION INSTRUCTIONS, INCLUDING SPACE SPRAY AND VOID INJECTION" in the Application Instructions section of this label. To achieve uniform coverage, apply **Nixlo IGR Concentrate** as a ULV or fogging treatment, alone or tank mixed with an adulticide. Apply at the rate of 1 ml of concentrate per 1,000 cu. ft. of space to be treated. Direct application to areas where insects are known to travel, rest, hide or harbor.

Use in Livestock and Animal Production

FOR CONTROL OF INSECT PESTS IN AND AROUND DAIRIES, LIVESTOCK AND OTHER ANIMAL HOUSING AND FACILITIES

(Including Kennels, Animal Shelters, Stables and Zoos):

Nixlo IGR Concentrate may be used by pest control professionals and livestock producers in, on and around animal housing and facilities to control listed flying insect pests. **Nixlo IGR Concentrate** mimics naturally occurring insect growth hormones, disrupting the reproductive processes of listed insects, resulting in reduced egg production, reduced egg hatch rates, disruption or inhibition of normal molting processes, deformity, sterile adults and death. **Nixlo IGR Concentrate** effectively breaks the cycle of insect reproduction. It is an important component in an IPM program and is a means to prevent or manage known resistant insect populations. Used as directed, **Nixlo IGR Concentrate*** will not harm beneficial insects such as predatory wasps.

*Pyriproxyfen

Apply as a spot treatment; general surface broadcast treatment, ULV/ fog, spot or crack and crevice application to interior and exterior areas where insect pests collect, travel, rest, hide, harbor or breed. Apply when animals are not in the immediate area being treated. Allow animals to reenter treated area once spray solution has thoroughly dried. **Restriction:** Do not contaminate food, feed, potable water or watering equipment.

RATES TO CONTROL MOSQUITOES AND OTHER FLYING INSECTS

Nixlo IGR Concentrate affects both adult and juvenile insect stages. It decreases the number of eggs laid by treated adults and reduces hatch rates. Larvae (maggots) show physiological and functional defects leading to the inability to develop into normal adults. When used alone treatment will result in a reduction in adult fly populations after 3 to 4 weeks, when previously hatched adult flies have died naturally. For faster results, **Nixlo IGR Concentrate** may be tank mixed with an adulticide. Apply alone or tank mixed with an adulticide at the rate of 4 ml per 1,500 sq. ft. of surface area in sufficient volume of water to thoroughly wet the surface, although not to the point that runoff occurs. Use up to 12 ml of concentrate per 1,500 sq. ft. of surface for insect populations that are difficult to control or in conditions that make it difficult to achieve desired results.

RATES TO CONTROL LISTED CRAWLING INSECTS

Apply **Nixlo IGR Concentrate** alone or tank mixed with an adulticide at the rate of 4 ml per 1,500 sq. ft. of surface in sufficient volume of water to thoroughly wet the surface, although not to the point that runoff occurs. Use up to 12 ml of concentrate per 1,500 sq. ft. of surface for insect populations that are difficult to control or in conditions that make it difficult to achieve desired results.

Space Spray, Void Injection, ULV and Fog Application:

Read and follow the "**ULV AND FOGGING APPLICATION INSTRUCTIONS, INCLUDING SPACE SPRAY AND VOID INJECTION**" in the Application Instructions section of this label. Apply **Nixlo IGR Concentrate** with a ULV generator or fogger at a rate of 1 ml per 1,000 cu. ft. If used alone, dilute concentrate with water at the rate of 1 ml of concentrate with 1 fl. oz. (30 ml) of water or oil, and fog solution at a rate of 1 fl. oz. (30 ml) per 1,000 cu. ft. When tank mixing with a pyrethrum fogging concentrate, mix **Nixlo IGR Concentrate** directly with the pyrethrum fogging concentrate solution. Exit the treated area after fogging. Keep facility closed for 1 hour and thoroughly ventilate prior to reentry.

INTERIOR AND PERIMETER APPLICATION DIRECTIONS

Inspect and identify harborage and breeding areas. Treat all interior areas where crawling insects may collect, travel, rest, hide, harbor or breed, including vertical walls, ceilings, posts, pipes, conduit, around doors and windows, cages, stalls, stanchions, floors, under watering equipment and feeders, cracks and crevices along floors, animal bedding, manure and other known or potential breeding sites. Control will be enhanced when facilities are cleaned, and interior applications are supplemented with exterior perimeter treatments. Apply solution to exterior perimeter of facility in a uniform band at least 1 foot up and 6 to 10 feet out from foundation. Apply around the exterior surfaces of doors and windows, overhead areas and other potential points of harborage or entry. If there are raised floors with soil or debris beneath them, be sure to treat the area beneath the floor.

EXTERIOR AND OUTDOOR APPLICATION DIRECTIONS:

Inspect and identify known or suspected harborage and breeding areas. Treat known or potential exterior breeding sites such as garbage bins or refuse piles, around grain or feed storage facilities, soil and vegetation in fence lines, compost piles, manure piles, beneath watering equipment or feeders, in, around and under calf hutches, in and beneath outdoor cages, in corrals, farmyards and feed lots.

Reapply every 30 days, or when target insect populations return to economic threshold levels.

Use in Poultry Production

FOR CONTROL OF INSECT PESTS IN AND AROUND POULTRY HOUSING AND FACILITIES – APPLICATIONS ARE PERMITTED WHEN POULTRY ARE PRESENT

Nixlo IGR Concentrate may be used by pest control professionals and poultry producers in, on and around poultry houses and processing facilities to control listed flying insect pests. Applications can be made while poultry are present. **Nixlo IGR Concentrate** mimics naturally occurring insect growth hormones, disrupting the reproductive processes of listed insects, resulting in reduced egg production, reduced egg hatch rates, disruption or inhibition of normal molting processes, deformity, sterile adults and death. **Nixlo IGR Concentrate** effectively breaks the cycle of insect reproduction. It is an important component in an IPM program and is a means to prevent or manage known resistant insect populations. Used as directed, **Nixlo IGR Concentrate*** will not harm beneficial insects such as predatory wasps.

*Pyriproxyfen

Apply as a spot treatment; general surface broadcast treatment, ULV/fog, spot or crack and crevice application to interior and exterior areas where insect pests collect, travel, rest, hide, harbor or breed. **Restriction:** Do not contaminate food, feed, potable water or watering equipment. Initiate egg collection process prior to **Nixlo IGR Concentrate** application.

RATES TO CONTROL MOSQUITOES AND OTHER FLYING INSECTS

Nixlo IGR Concentrate affects both adult and juvenile insect stages. It decreases the number of eggs laid by treated adults and reduces hatch rates. Larvae (maggots) show physiological and functional defects leading to the inability to develop into normal adults. When used alone treatment will result in a reduction in adult fly populations after 3 to 4 weeks, when previously hatched adult flies have died naturally. For faster results, **Nixlo IGR Concentrate** may be tank mixed with an adulticide. Apply alone or tank mixed with an adulticide at the rate of 4 ml per 1,500 sq. ft. of surface area in sufficient volume of water to thoroughly wet the surface, although not to the point that runoff occurs. Use up to 12 ml of concentrate per 1,500 sq. ft. of surface for insect populations that are difficult to control or in conditions that make it difficult to achieve desired results.

RATES TO CONTROL LISTED CRAWLING INSECTS:

Apply **Nixlo IGR Concentrate** alone or tank mixed with an adulticide at the rate of 4 ml per 1,500 sq. ft. of surface in sufficient volume of water to thoroughly wet the surface, although not to the point that runoff occurs. Use up to 12 ml of concentrate per 1,500 sq. ft. of surface for insect populations that are difficult to control or in conditions that make it difficult to achieve desired results.

Space Spray, Void Injection, ULV and Fog Application:

Read and follow the "ULV AND FOGGING APPLICATION INSTRUCTIONS, INCLUDING SPACE SPRAY AND VOID INJECTION" in the Application Instructions section of this label. **Nixlo IGR Concentrate** may be applied with a ULV generator or fogger at a rate of 1 ml per 1,000 cu. ft. If used alone, dilute concentrate with water at the rate of 1 ml of concentrate with 1 fl. oz. (30 ml) of water, and fog solution at a rate of 1 fl. oz. (30 ml) per 1,000 cu. ft. When tank mixing with a pyrethrum fogging concentrate, mix **Nixlo IGR Concentrate** directly with the pyrethrum fogging concentrate solution. Exit the treated area after fogging. Keep facility closed for 1 hour and thoroughly ventilate prior to reentry.

INTERIOR AND PERIMETER APPLICATION DIRECTIONS:

Inspect and identify harborage and breeding areas. Treat all interior areas where crawling insects may collect, travel, rest, hide, harbor or breed, including vertical walls, ceilings, posts, pipes, conduit, around doors and windows, cages, stalls, stanchions, floors, under watering equipment and feeders, cracks and crevices along floors, animal bedding, manure and other known or potential breeding sites. Control will be enhanced when facilities are cleaned, and interior applications are supplemented with exterior perimeter treatments. Apply solution to exterior perimeter of facility in a uniform band at least 1 foot up and 6 to 10 feet out from foundation. Apply around the exterior surfaces of doors and windows, overhead areas and other potential points of harborage or entry. If there are raised floors with soil or debris beneath them, be sure to treat the area beneath the floor.

EXTERIOR AND OUTDOOR APPLICATION DIRECTIONS:

Inspect and identify known or suspected harborage and breeding areas. Treat known or potential exterior breeding sites such as garbage bins or refuse piles, around grain or feed storage facilities, soil and vegetation in fence lines, compost piles, manure piles, beneath watering equipment or feeders, in, around and under calf hutches, in and beneath outdoor cages, in corrals, farmyards and feed lots.

Reapply every 30 days, or when target insect populations return to economic threshold levels.

FOR CONTROL OF LITTER BEETLES

(Such as Darkling, Hide and Carrion Beetles)

Nixlo IGR Concentrate can be applied to litter, such as in poultry houses infested with litter beetles, to break the life cycle of these insect pests. Make uniform application of **Nixlo IGR Concentrate** to litter at the rate of 4 ml of **Nixlo IGR Concentrate** per 1,500 sq. ft. of surface in sufficient volume of water to thoroughly wet the surface, although not to the point that runoff occurs. Use up to 12 ml of concentrate per 1,500 sq. ft. of surface for insect populations that are difficult to control or in conditions that make it difficult to achieve desired results. **Nixlo IGR Concentrate** can be used prior to bird placement and/or used as a mid-flock treatment while birds are present.

For effective prevention of beetle larvae in litter, remove old litter from facility as often as possible. After new litter has been placed, treat top of litter with **Nixlo IGR Concentrate** and an adulticide. If litter is not changed between flocks, treat litter immediately prior to bird placement. Surface treatments immediately after animals are removed and again just prior to new animal placement are most effective. Adult egg-laying beetles can be killed with an adulticide. Application of adulticide to walls and floors at cleanout, before reintroduction of animals, will suppress beetles that escaped earlier treatment and will help delay onset of future infestations. Pay attention to areas where beetles frequently occur, such as walls, supports, cages, stalls and around feeders.

Mid-flock treatments for litter beetle control: Mix Nixlo IGR Concentrate with an adulticide approved for use while birds are present. Apply mixture to areas where beetles frequently occur, such as walls, supports, cages, under water lines, and around feeders.

Apply **Nixlo IGR Concentrate** uniformly to floor area and to walls, posts, and cage framing (birds grown in cages only). Application should also be made into cracks and crevices around insulation. Reapply after each grow-out or sanitization procedure. Indoor control can be enhanced by making perimeter treatments around the outside of building foundations to prevent immigrating adult beetles. Apply **Nixlo IGR Concentrate** or adulticide insecticides, or both, in a uniform band at least 1 foot up and 6 to 10 feet out from foundation. Maintaining a year-round treatment program will prevent background populations from reaching problem levels.

USE AS A MOSQUITO LARVACIDE

Active only on the immature life stages of mosquitoes. Tank mix or use with an adulticide for immediate kill of biting (adult) mosquitoes.

Restrictions:

- Not for use in natural holding waters or active waterways.
- Not for wide area mosquito use.
- Do not apply using truck mounted sprayers or aerial application equipment.

RESIDENTIAL AND COMMERCIAL SITES

Apply using a backpack sprayer, ULV cold fogger, compressed air sprayer, power sprayer or handheld sprayer at a rate of 4 to 8 ml of **Nixlo IGR Concentrate** per 1,500 sq. ft. in sufficient amount of water to get good coverage of target site. Use up to 12 ml per 1,500 sq. ft. for insect populations that are difficult to control or in conditions that make it difficult to get control of target pests. Alternate mixing instructions: use 16 to 48 ml of concentrate per 50 gallons of water.

Treat moist, shady areas where mosquitoes rest, harbor or breed, such as trees, shrubs, landscape plants, tall grass or plant foliage, non-drinkable standing water, gutters, drains, under decks, in-ground sprinkler heads, pet areas, fountains, birdbaths, landscape timbers, rocks, pavers, planters and fences. Tank mix **Nixlo IGR Concentrate** with an adulticide to get immediate control of the biting adult stages, while inhibiting successful development of immature stages. Monitor insect emergence and re-apply every 28 days, or when insect populations reach treatment threshold levels.

STORAGE AND DISPOSAL

Do not contaminate water, food or feed by storage or disposal.

PESTICIDE STORAGE: Store in a tightly closed container in a cool, dry place. Store in original container and out of reach of children, preferably in a locked storage area.

PESTICIDE DISPOSAL: Pesticide spray mixture or rinsate that cannot be used should be disposed of in a landfill approved for pesticides. Improper disposal of excess pesticide spray mixture or rinsate is a violation of Federal law. If these wastes cannot be disposed of by the use according to label instructions, contact your State Pesticide or Environmental Control Agency or the Hazardous Waste representative at the nearest EPA Regional Office for guidance.

(continued)

STORAGE AND DISPOSAL (cont.)

CONTAINER HANDLING:

For plastic containers ≤ 5 gallons: Nonrefillable Container: Do not reuse or refill this container. Triple rinse container (or equivalent) promptly after emptying. Triple Rinse as follows: Empty the remaining contents into application equipment or a mix tank and drain for 10 seconds after the flow begins to drip. Fill the container ¼ full with water and recap. Shake for 10 seconds. Pour rinsate into application equipment or a mix tank or store rinsate for later use or disposal. Drain for 10 seconds after the flow begins to drip. Repeat this procedure two more times. Then offer for recycling if available or puncture and dispose of in a sanitary landfill, or by other procedures allowed by state and local authorities.

For plastic containers > 5 gallons: Nonrefillable container: Do not reuse or refill this container. Triple rinse container (or equivalent) promptly after emptying. Triple Rinse as follows: Empty the remaining contents into application equipment or a mix tank. Fill the container ¼ full with water. Recap and tighten closures. Tip container on its side and roll it back and forth, ensuring at least one complete revolution, for 30 seconds. Stand the container on its end and tip it back and forth several times. Turn the container over onto its other end and tip it back and forth several times. Empty the rinsate into application equipment or a mix tank or store rinsate for later use or disposal. Repeat this procedure two more times. Then offer for recycling if available or puncture and dispose of in a sanitary landfill, or by other procedures allowed by state and local authorities.

For Totes/55 gal containers: Pressure rinse as follows: Empty the remaining contents into application equipment or a mix tank and continue to drain for 10 seconds after the flow begins to drip. Hold container upside down over application equipment or mix tank or collect rinsate for later use or disposal. Insert pressure rinsing nozzle in the side of the container, and rinse at about 40 psi for at least 30 seconds. Drain for 10 seconds after the flow begins to drip.

LIMITATION OF WARRANTY AND LIABILITY

IMPORTANT: READ BEFORE USE. Read the entire Directions for Use, Conditions of Warranties and Limitations of Liability before using this product. If these terms and conditions are not acceptable, return the unopened product container at once. By using this product, user or buyer accepts the following Disclaimer of Warranties and Limitations of Liability. **CONDITIONS:** The directions for use of this product are believed to be adequate and must be followed carefully. However, it is impossible to eliminate all risks associated with the use of this product. Ineffectiveness, injury, and other unintended consequences may result because of such factors as manner of use or application (including misuse), the presence of other materials, weather conditions, and other unknown factors, all of which are beyond the control of ATTICUS, LLC. To the extent consistent with applicable law, all such risks shall be assumed by the user or buyer.

DISCLAIMER OF WARRANTIES: To the extent consistent with applicable law, ATTICUS, LLC makes no other warranties, express or implied, of merchantability or of fitness for a particular purpose or otherwise, that extend beyond statements on this label. **LIMITATIONS OF LIABILITY:** To the extent consistent with applicable law, neither ATTICUS, LLC the manufacturer, nor the Seller shall be liable for any indirect, special, incidental or consequential damages resulting from the use, handling, application, storage, or disposal of this product. To the extent consistent with applicable law, the exclusive remedy of the user or buyer for any and all losses, injuries or damages resulting from the use, handling, application, or storage of this product, whether in contract, warranty, tort, negligence, strict liability or otherwise, shall not exceed the purchase price paid.

Nixlo™ is a trademark of Atticus, LLC.

NyGuard® is a registered trademark of McLaughlin Gormley King Company.

NET CONTENTS: 480 ML



PYRIPROXYFEN GROUP 7C INSECTICIDE

 **Nixlo**TM

IGR Concentrate
Contains pyriproxyfen, the active ingredient used in
NyGuard[®] IGR Concentrate.

Insect Growth Regulator breaks the cycle of insect reproduction to control
Fleas, Stored Product Pests, Cockroaches, Mosquitoes, Flies, Lone Star
Ticks and other listed insect pests.

**Effective long-term control against fleas for 7 months
and cockroaches for 6 months**

- Labeled for use in food areas of food handling establishments
- Works to break the life cycle of listed insects
- Effective indoors and outdoors
- Reduces egg production in house flies and prevents development of larvae (maggots) into adults

ACTIVE INGREDIENT:	(% by weight)
2-[1-Methyl-2-(4-phenoxyphenoxy) ethoxy] pyridine [Pyriproxyfen].....	10.0%
OTHER INGREDIENTS:	90.0%
TOTAL	100.0%

KEEP OUT OF REACH OF CHILDREN

CAUTION

Si usted no entiende la etiqueta, busque a alguien para que se la explique a usted en detalle.
(If you do not understand the label, find someone to explain it to you in detail.)

NixloTM IGR Concentrate is not manufactured, or distributed by MGK Company, seller
of NyGuard[®] IGR Concentrate.

EPA Reg. No.: 91234-336

EPA Est. No.: 88746-GA-1(Z); 87431-MO-001(WM); 67545-AZ-001(G)

First letter(s) in lot number correspond to letter(s) following the EPA Est. No.

20230309ap1

Manufactured for:

Atticus, LLC

940 NW Cary Parkway, Suite 200,
Cary, NC 27513

Open Here


PEEL BACK BOOK HERE 

450865-0823

PF 222259 Out

FIRST AID	
If in eyes:	<ul style="list-style-type: none"> • Hold eye open and rinse slowly and gently with water for 15-20 minutes. • Remove contact lenses, if present, after the first 5 minutes, then continue rinsing eye. • Call a poison control center or doctor for treatment advice.
If on skin or clothing:	<ul style="list-style-type: none"> • Take off contaminated clothing. • Rinse skin immediately with plenty of water for 15-20 minutes. • Call a poison control center or doctor for treatment advice.
NOTE TO PHYSICIAN:	
Vomiting may cause aspiration pneumonia.	
HOT LINE NUMBER:	
Have the product container or label with you when calling a poison control center or doctor, or going for treatment. You may also contact SafetyCall at 1-844-685-9173 for emergency medical treatment information.	

**For Chemical Emergency: Spill, Leak, Fire, Exposure, or Accident,
Call CHEMTREC Day or Night Within USA and Canada: 1-800-424-9300
or +1 703-527-3887 (collect calls accepted)**

PRECAUTIONARY STATEMENTS

HAZARDS TO HUMANS AND DOMESTIC ANIMALS

CAUTION

Causes moderate eye irritation. Avoid contact with skin, eyes or clothing. Wear protective eyewear such as goggles, face shield, or safety glasses. Wash hands thoroughly with soap and water after handling and before eating, drinking, chewing gum, using tobacco or using the toilet. Wear long-sleeved shirt and long pants, socks, shoes, and waterproof chemical-resistant (Barrier Laminate or Viton \geq 14 mils) gloves. Do not induce vomiting because of aspiration pneumonia hazard. Obtain medical attention if irritation persists. Avoid contamination of food or feedstuffs. Cover or remove all food and food processing surfaces. Thoroughly wash all food processing surfaces before reuse. After spraying in bakeries, meat packing plants, food processing plants, etc., all benches, shelving, equipment, etc. Where exposed food will be handled must be washed with an effective compound followed by a potable water rinse to remove all traces of contamination. Food processing operations do not have to be stopped while applying a wet spray with care and in accordance with the directions and cautions above in those establishments which do NOT operate under Federal meat, poultry, shell egg grading and egg products inspection program.

ENVIRONMENTAL HAZARDS: This product is toxic to fish and aquatic invertebrates. Do not apply directly to water or to areas where surface water is present or to intertidal areas below the mean high water mark. Do not contaminate water by cleaning of equipment or disposal of equipment washwaters.

PHYSICAL OR CHEMICAL HAZARDS: DO NOT use this product in or on electrical equipment due to the possibility of shock hazard. Do not mix or allow coming in contact with oxidizing agent. Hazardous Chemical reaction may occur.

PF 222259 In

STORAGE AND DISPOSAL

Do not contaminate water, food or feed by storage or disposal.

PESTICIDE STORAGE: Store in a tightly closed container in a cool, dry place. Store in original container and out of reach of children, preferably in a locked storage area.

PESTICIDE DISPOSAL: Pesticide spray mixture or rinsate that cannot be used should be disposed of in a landfill approved for pesticides. Improper disposal of excess pesticide spray mixture or rinsate is a violation of Federal law. If these wastes cannot be disposed of by the user according to label instructions, contact your State Pesticide or Environmental Control Agency or the Hazardous Waste representative at the nearest EPA Regional Office for guidance.

CONTAINER HANDLING: For plastic containers ≤ 5 gallons: Nonrefillable Container: Do not reuse or refill this container. Triple rinse container (or equivalent) promptly after emptying. Triple Rinse as follows: Empty the remaining contents into application equipment or a mix tank and drain for 10 seconds after the flow begins to drip. Fill the container ¼ full with water and recap. Shake for 10 seconds. Pour rinsate into application equipment or a mix tank or store rinsate for later use or disposal. Drain for 10 seconds after the flow begins to drip. Repeat this procedure two more times. Then offer for recycling if available or puncture and dispose of in a sanitary landfill, or by other procedures allowed by state and local authorities.

See inside label booklet for additional Precautionary Statements and Directions for Use.

PF 222259 BL

PROOF

THIS PROOF IS TO BE CHECKED FOR ACCURACY

Please review and approve **Text, Spelling, Copy Placement, Size, Shape, Colors** and **Dieline**.

Authorized signature accepts responsibility for accuracy of all copy, color break and artwork. Cimarron Label is not liable for any discrepancies subsequently identified.

PLEASE NOTE: Due to color variance between printers/monitors, the colors represented by this proof cannot be deemed accurate. Please refer to a color matching system such as the Pantone Matching System for a truer representation of spot colors.

THIS PROOF IS NOT ACCURATE FOR COLOR-MATCH.

Dieline does not print.









Cimarron Label

an inovar company

4201 North Westport Ave. • Sioux Falls, SD 57107

Phone: (605) 978-0451 • Fax: (605) 978-0463

DATE	JOB NUMBER	CUSTOMER
8/28/23	222259	Atticus
LABEL SIZE	INLINE SIZE	BOOKLET SIZE
4" x 3.5"	4" x 3.5"	3.75" x 2.5"
LABEL COLORS	INLINE "OUT" COLORS	INLINE "IN" COLORS
 BLK	 BLK	 BLK
PATTERN VARNISH: <input checked="" type="checkbox"/> YES <input type="checkbox"/> NO		
	BOOKLET OUTSIDE COLORS	BOOKLET INSIDE COLORS
	 BLK  159	 BLK

Form: CS 006ILB - 3/29/2017

☐

ARTWORK IS APPROVED

☐

REVISED PROOF NEEDED

**WE CANNOT PROCESS
THIS ORDER WITHOUT AN
AUTHORIZED SIGNATURE**

Signed _____

Date _____